

## ASN22

Partial extension consisting of a guide rail and a slider. This compact size and simple design allow very high load capacities. The high system rigidity is formed in connection with the adjacent construction.

Special strokes are defined as deviations from standard stroke H. See section "Special strokes" in the document Technical Information for Telescopic Rail Heavy.

Dimensions in mm.

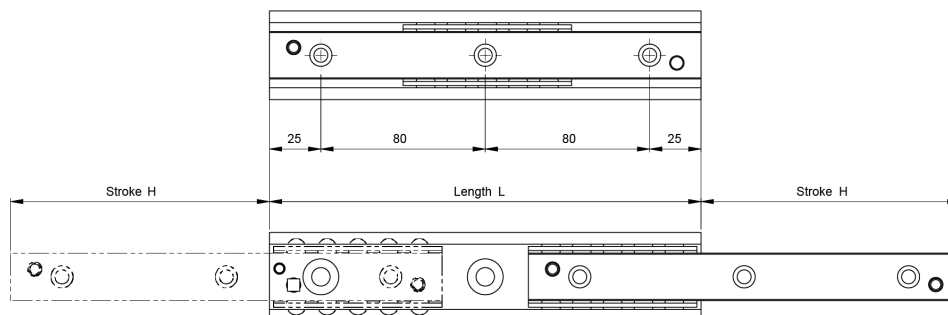
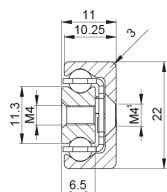
System Load Capacity Radial, System Load Capacity Axial, System Moment Capacity  $M_y$  and System Moment Capacity  $M_z$  values refers to a pair of rails.

$M_x$  moment value refers to a single rail. The  $M_x$  system capacity depends on the width of the system and the load capacity radial.

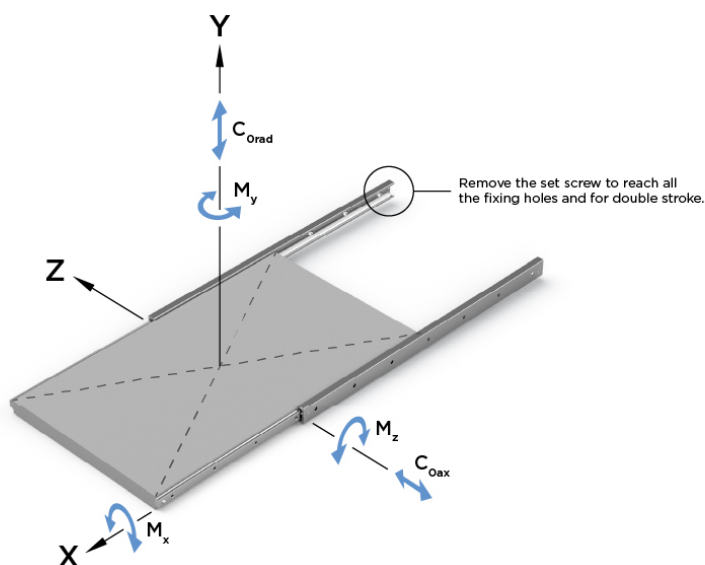


## General Data

ASN22



\* Fixing holes for countersunk head screws according to DIN 7991.



Designation	Length	Stroke	Weight (kg/m)	System Load Capacity Radial (N)	System Load Capacity Axial (N)
ASN22-130	130	76	1.32	626	438
ASN22-210	210	111	1.32	1430	1002
ASN22-290	290	154	1.32	1988	1392
ASN22-370	370	196	1.32	2556	1790
ASN22-450	450	231	1.32	3402	2380
ASN22-530	530	274	1.32	3958	2770
ASN22-610	610	316	1.32	4524	3168
ASN22-690	690	351	1.32	5378	3764
ASN22-770	770	394	1.32	5934	4154

Designation	System Moment Capacity $M_y$ (Nm)	System Moment Capacity $M_z$ (Nm)	$M_x$ moment (Nm)	Number of Fixing Holes
ASN22-130	20	30	5.7	2
ASN22-210	72	102	10.7	3
ASN22-290	138	198	14.9	4
ASN22-370	226	324	19	5
ASN22-450	360	516	24	6
ASN22-530	496	710	28.2	7

## General Data

Designation	System Moment Capacity My (Nm)	System Moment Capacity Mz (Nm)	Mx moment (Nm)	Number of Fixing Holes
ASN22-610	654	934	32.3	8
ASN22-690	872	1246	37.3	9
ASN22-770	1078	1538	41.5	10