

SN 28

Variants below are standard configurations. Other configurations and customer-specific adaptations are available upon request. Please contact us for more information.

Fixing holes (V) for countersunk head screws according to DIN 7991.

Easyslide is available in three different versions:

Version 1 - SINGLE SLIDER

This linear bearing consists of a guide rail and a slider that runs within the ball cage in the guide rail. High load capacities, compact cross-sections and simple and easy mounting characterize the complete series.

Below we list only the standard lengths and strokes of Version 1. Special strokes and lengths on request.

Version 2 - MULTIPLE INDEPENDENT SLIDERS

Variant with several sliders, which each runs in its own ball cage, independent of each other in the guide rail. Can be configured and used in an almost infinite variety of ways. The most common is to make a symmetrical configuration. Contact Rollco for further advice.

Version 3 - MULTIPLE SYNCHRONIZED SLIDERS


Several sliders run in a common ball cage within the guide rails. The division of the inner slider in two parts have a positive influence on load capacity and running behavior under high M_z and M_y loads.

Contact Rollco for detailed advice and calculations.

Dimensions in mm.

Weight: Rail 1 kg/m, slider 1.5 kg/m





Version 1 - SINGLE SLIDER

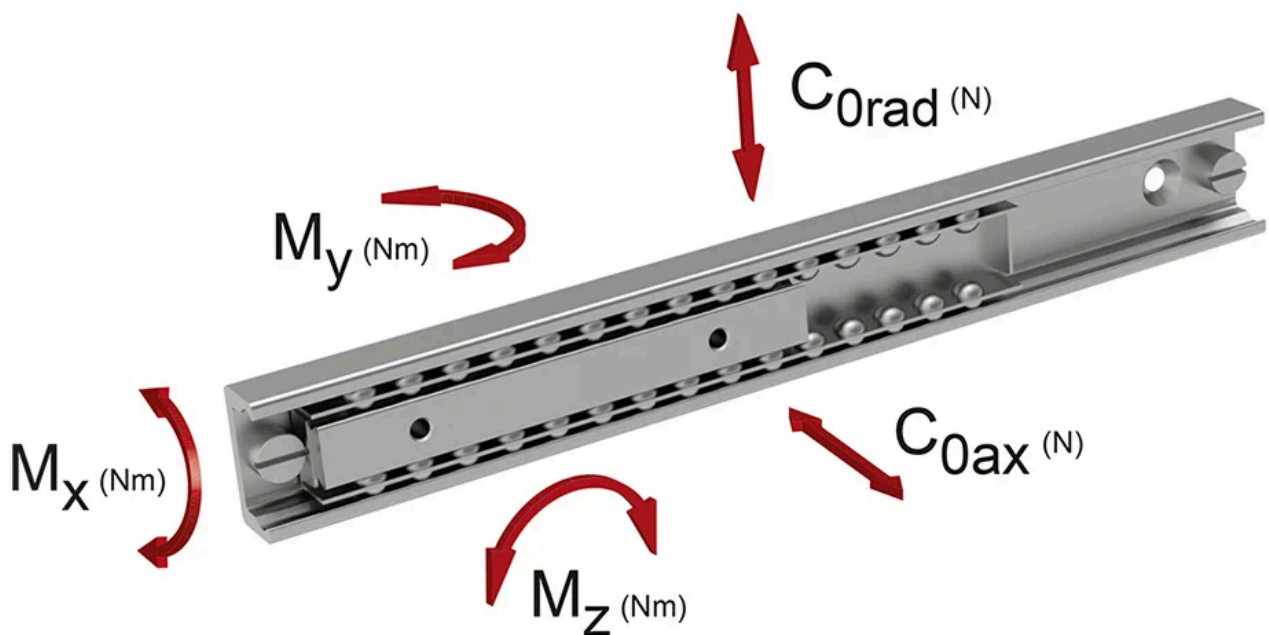


Version 2 - MULTIPLE INDEPENDENT SLIDERS



Version 3 - MULTIPLE SYNCHRONIZED SLIDERS

General Data

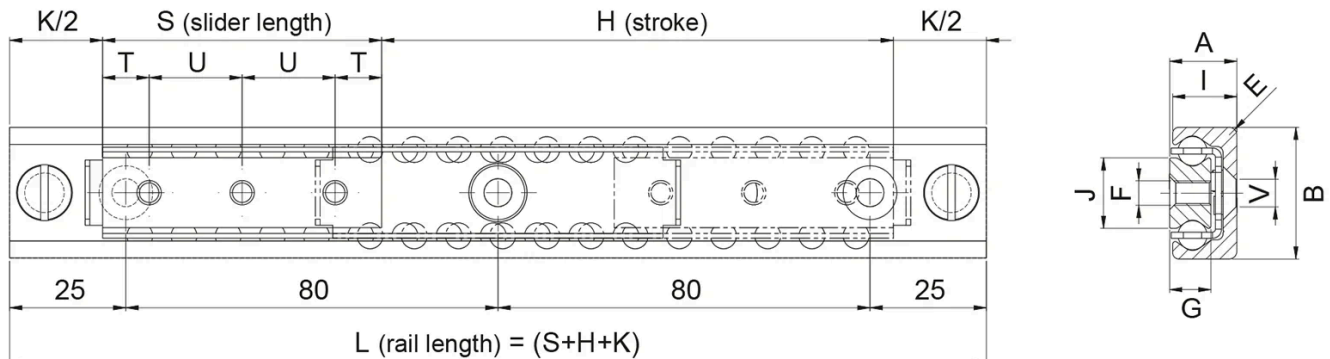


Designation	System Load Capacity Radial (N)	System Load Capacity Axial (N)	Permissible Moment Mx (Nm)	Permissible Moment My (Nm)	Permissible Moment Mz (Nm)
SN28-60-30-130	3480	2436	17.1	24	35
SN28-60-110-210	3480	2436	17.1	24	35
SN28-60-190-290	3480	2436	17.1	24	35
SN28-60-270-370	3480	2436	17.1	24	35
SN28-60-350-450	3480	2436	17.1	24	35
SN28-80-90-210	4640	3248	22.7	43	62
SN28-80-170-290	4640	3248	22.7	43	62
SN28-80-250-370	4640	3248	22.7	43	62
SN28-80-330-450	4640	3248	22.7	43	62
SN28-80-410-530	4640	3248	22.7	43	62
SN28-80-490-610	4640	3248	22.7	43	62
SN28-130-120-290	7540	5278	36.9	114	163
SN28-130-200-370	7540	5278	36.9	114	163
SN28-130-280-450	7540	5278	36.9	114	163
SN28-130-360-530	7540	5278	36.9	114	163
SN28-130-440-610	7540	5278	36.9	114	163

Designation	System Load Capacity Radial (N)	System Load Capacity Axial (N)	Permissible Moment Mx (Nm)	Permissible Moment My (Nm)	Permissible Moment Mz (Nm)
SN28-130-520-690	7540	5278	36.9	114	163
SN28-130-600-770	7540	5278	36.9	114	163
SN28-130-680-850	7540	5278	36.9	114	163
SN28-130-760-930	7540	5278	36.9	114	163
SN28-130-840-1010	7540	5278	36.9	114	163
SN28-210-200-450	12180	8526	59.7	298	426
SN28-210-280-530	12180	8526	59.7	298	426
SN28-210-360-610	12180	8526	59.7	298	426
SN28-210-440-690	12180	8526	59.7	298	426
SN28-210-520-770	12180	8526	59.7	298	426
SN28-210-600-850	12180	8526	59.7	298	426
SN28-210-680-930	12180	8526	59.7	298	426
SN28-210-760-1010	12180	8526	59.7	298	426
SN28-210-920-1170	12180	8526	59.7	298	426
SN28-210-1080-1330	12180	8526	59.7	298	426
SN28-290-280-610	16820	11774	82.4	569	813
SN28-290-360-690	16820	11774	82.4	569	813
SN28-290-440-770	16820	11774	82.4	569	813
SN28-290-520-850	16820	11774	82.4	569	813
SN28-290-600-930	16820	11774	82.4	569	813
SN28-290-680-1010	16820	11774	82.4	569	813
SN28-290-840-1170	16820	11774	82.4	569	813
SN28-290-1000-1330	16820	11774	82.4	569	813
SN28-290-1160-1490	16820	11774	82.4	569	813
SN28-370-360-770	21460	15022	105.1	926	1323
SN28-370-440-850	21460	15022	105.1	926	1323
SN28-370-520-930	21460	15022	105.1	926	1323
SN28-370-600-1010	21460	15022	105.1	926	1323
SN28-370-760-1170	21460	15022	105.1	926	1323
SN28-370-920-1330	21460	15022	105.1	926	1323
SN28-370-1080-1490	21460	15022	105.1	926	1323
SN28-450-440-930	26100	18270	127.9	1370	1958
SN28-450-520-1010	26100	18270	127.9	1370	1958
SN28-450-680-1170	26100	18270	127.9	1370	1958
SN28-450-840-1330	26100	18270	127.9	1370	1958
SN28-450-1000-1490	26100	18270	127.9	1370	1958
SN28-450-1160-1650	26100	18270	127.9	1370	1958
SN28-V2	Depends on config.	N/A	N/A	N/A	N/A
SN28-V3	Depends on config.	N/A	N/A	N/A	N/A

Dimensions

Version 1, with single slider



To ensure that all fixing holes of the rail are accessible, S must be $< L/2 - K$.
 To ensure proper smooth movement it is necessary that $H \leq 7S$.

Designation	L	H	A	B	S	Number of Fixing Holes	V	E	F
SN28-60-30-130	130	30	13	28	60	3	M5	1	M5
SN28-60-110-210	210	110	13	28	60	3	M5	1	M5
SN28-60-190-290	290	190	13	28	60	3	M5	1	M5
SN28-60-270-370	370	270	13	28	60	3	M5	1	M5
SN28-60-350-450	450	350	13	28	60	3	M5	1	M5
SN28-80-90-210	210	90	13	28	80	4	M5	1	M5
SN28-80-170-290	290	170	13	28	80	4	M5	1	M5
SN28-80-250-370	370	250	13	28	80	4	M5	1	M5
SN28-80-330-450	450	330	13	28	80	4	M5	1	M5
SN28-80-410-530	530	410	13	28	80	4	M5	1	M5
SN28-80-490-610	610	490	13	28	80	4	M5	1	M5
SN28-130-120-290	290	120	13	28	130	2	M5	1	M5
SN28-130-200-370	370	200	13	28	130	2	M5	1	M5
SN28-130-280-450	450	280	13	28	130	2	M5	1	M5
SN28-130-360-530	530	360	13	28	130	2	M5	1	M5
SN28-130-440-610	610	440	13	28	130	2	M5	1	M5
SN28-130-520-690	690	520	13	28	130	2	M5	1	M5
SN28-130-600-770	770	600	13	28	130	2	M5	1	M5
SN28-130-680-850	850	680	13	28	130	2	M5	1	M5
SN28-130-760-930	930	760	13	28	130	2	M5	1	M5
SN28-130-840-1010	1010	840	13	28	130	2	M5	1	M5
SN28-210-200-450	450	200	13	28	210	3	M5	1	M5
SN28-210-280-530	530	280	13	28	210	3	M5	1	M5
SN28-210-360-610	610	360	13	28	210	3	M5	1	M5
SN28-210-440-690	690	440	13	28	210	3	M5	1	M5
SN28-210-520-770	770	520	13	28	210	3	M5	1	M5
SN28-210-600-850	850	600	13	28	210	3	M5	1	M5
SN28-210-680-930	930	680	13	28	210	3	M5	1	M5
SN28-210-760-1010	1010	760	13	28	210	3	M5	1	M5
SN28-210-920-1170	1170	920	13	28	210	3	M5	1	M5

Designation	L	H	A	B	S	Number of Fixing Holes	V	E	F
SN28-210-1080-1330	1330	1080	13	28	210	3	M5	1	M5
SN28-290-280-610	610	280	13	28	290	4	M5	1	M5
SN28-290-360-690	690	360	13	28	290	4	M5	1	M5
SN28-290-440-770	770	440	13	28	290	4	M5	1	M5
SN28-290-520-850	850	520	13	28	290	4	M5	1	M5
SN28-290-600-930	930	600	13	28	290	4	M5	1	M5
SN28-290-680-1010	1010	680	13	28	290	4	M5	1	M5
SN28-290-840-1170	1170	840	13	28	290	4	M5	1	M5
SN28-290-1000-1330	1330	1000	13	28	290	4	M5	1	M5
SN28-290-1160-1490	1490	1160	13	28	290	4	M5	1	M5
SN28-370-360-770	770	360	13	28	370	5	M5	1	M5
SN28-370-440-850	850	440	13	28	370	5	M5	1	M5
SN28-370-520-930	930	520	13	28	370	5	M5	1	M5
SN28-370-600-1010	1010	600	13	28	370	5	M5	1	M5
SN28-370-760-1170	1170	760	13	28	370	5	M5	1	M5
SN28-370-920-1330	1330	920	13	28	370	5	M5	1	M5
SN28-370-1080-1490	1490	1080	13	28	370	5	M5	1	M5
SN28-450-440-930	930	440	13	28	450	6	M5	1	M5
SN28-450-520-1010	1010	520	13	28	450	6	M5	1	M5
SN28-450-680-1170	1170	680	13	28	450	6	M5	1	M5
SN28-450-840-1330	1330	840	13	28	450	6	M5	1	M5
SN28-450-1000-1490	1490	1000	13	28	450	6	M5	1	M5
SN28-450-1160-1650	1650	1160	13	28	450	6	M5	1	M5
SN28-V2	Depends on config.	N/A	13	28	N/A	N/A	M5	1	M5
SN28-V3	Depends on config.	N/A	13	28	N/A	N/A	M5	1	M5

Designation	G	I	J	K	T	U
SN28-60-30-130	7.5	12.25	15	40	10	20
SN28-60-110-210	7.5	12.25	15	40	10	20
SN28-60-190-290	7.5	12.25	15	40	10	20
SN28-60-270-370	7.5	12.25	15	40	10	20
SN28-60-350-450	7.5	12.25	15	40	10	20
SN28-80-90-210	7.5	12.25	15	40	10	20
SN28-80-170-290	7.5	12.25	15	40	10	20
SN28-80-250-370	7.5	12.25	15	40	10	20
SN28-80-330-450	7.5	12.25	15	40	10	20
SN28-80-410-530	7.5	12.25	15	40	10	20
SN28-80-490-610	7.5	12.25	15	40	10	20
SN28-130-120-290	7.5	12.25	15	40	25	80
SN28-130-200-370	7.5	12.25	15	40	25	80
SN28-130-280-450	7.5	12.25	15	40	25	80
SN28-130-360-530	7.5	12.25	15	40	25	80
SN28-130-440-610	7.5	12.25	15	40	25	80
SN28-130-520-690	7.5	12.25	15	40	25	80
SN28-130-600-770	7.5	12.25	15	40	25	80

Designation	G	I	J	K	T	U
SN28-130-680-850	7.5	12.25	15	40	25	80
SN28-130-760-930	7.5	12.25	15	40	25	80
SN28-130-840-1010	7.5	12.25	15	40	25	80
SN28-210-200-450	7.5	12.25	15	40	25	80
SN28-210-280-530	7.5	12.25	15	40	25	80
SN28-210-360-610	7.5	12.25	15	40	25	80
SN28-210-440-690	7.5	12.25	15	40	25	80
SN28-210-520-770	7.5	12.25	15	40	25	80
SN28-210-600-850	7.5	12.25	15	40	25	80
SN28-210-680-930	7.5	12.25	15	40	25	80
SN28-210-760-1010	7.5	12.25	15	40	25	80
SN28-210-920-1170	7.5	12.25	15	40	25	80
SN28-210-1080-1330	7.5	12.25	15	40	25	80
SN28-290-280-610	7.5	12.25	15	40	25	80
SN28-290-360-690	7.5	12.25	15	40	25	80
SN28-290-440-770	7.5	12.25	15	40	25	80
SN28-290-520-850	7.5	12.25	15	40	25	80
SN28-290-600-930	7.5	12.25	15	40	25	80
SN28-290-680-1010	7.5	12.25	15	40	25	80
SN28-290-840-1170	7.5	12.25	15	40	25	80
SN28-290-1000-1330	7.5	12.25	15	40	25	80
SN28-290-1160-1490	7.5	12.25	15	40	25	80
SN28-370-360-770	7.5	12.25	15	40	25	80
SN28-370-440-850	7.5	12.25	15	40	25	80
SN28-370-520-930	7.5	12.25	15	40	25	80
SN28-370-600-1010	7.5	12.25	15	40	25	80
SN28-370-760-1170	7.5	12.25	15	40	25	80
SN28-370-920-1330	7.5	12.25	15	40	25	80
SN28-370-1080-1490	7.5	12.25	15	40	25	80
SN28-450-440-930	7.5	12.25	15	40	25	80
SN28-450-520-1010	7.5	12.25	15	40	25	80
SN28-450-680-1170	7.5	12.25	15	40	25	80
SN28-450-840-1330	7.5	12.25	15	40	25	80
SN28-450-1000-1490	7.5	12.25	15	40	25	80
SN28-450-1160-1650	7.5	12.25	15	40	25	80
SN28-V2	7.5	12.25	15	40	N/A	N/A
SN28-V3	7.5	12.25	15	40	N/A	N/A