

SN 35

Variants below are standard configurations. Other configurations and customer-specific adaptations are available upon request. Please contact us for more information.

Fixing holes (V) for countersunk head screws according to DIN 7991.

Easyslide is available in three different versions:

Version 1 - SINGLE SLIDER

This linear bearing consists of a guide rail and a slider that runs within the ball cage in the guide rail. High load capacities, compact cross-sections and simple and easy mounting characterize the complete series.

Below we list only the standard lengths and strokes of Version 1. Special strokes and lengths on request.

Version 2 - MULTIPLE INDEPENDENT SLIDERS

Variant with several sliders, which each runs in its own ball cage, independent of each other in the guide rail. Can be configured and used in an almost infinite variety of ways. The most common is to make a symmetrical configuration. Contact Rollco for further advice.

Version 3 - MULTIPLE SYNCHRONIZED SLIDERS


Several sliders run in a common ball cage within the guide rails. The division of the inner slider in two parts have a positive influence on load capacity and running behavior under high M_z and M_y loads.

Contact Rollco for detailed advice and calculations.

Dimensions in mm.

Weight: Rail 1.8 kg/m, slider 2.5 kg/m





Version 1 - SINGLE SLIDER

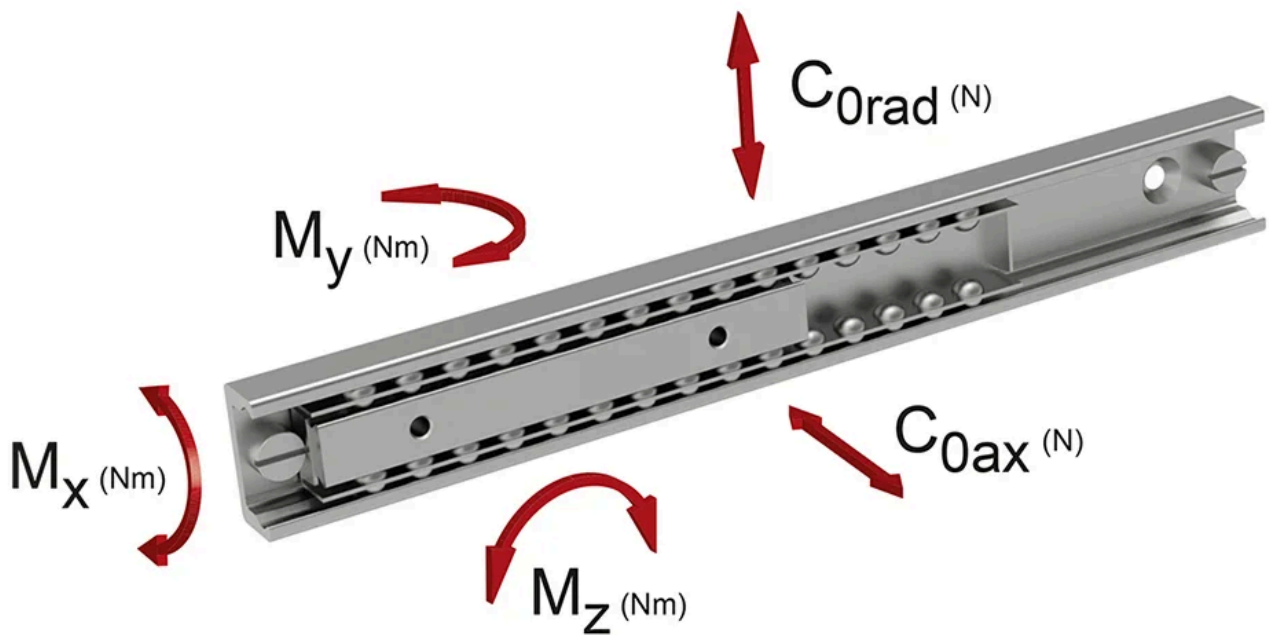


Version 2 - MULTIPLE INDEPENDENT SLIDERS



Version 3 - MULTIPLE SYNCHRONIZED SLIDERS

General Data

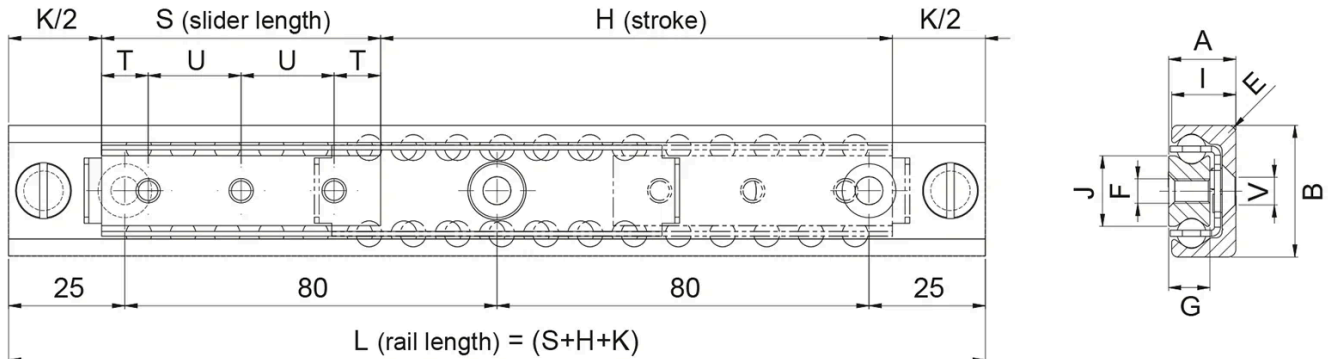


Designation	System Load Capacity Radial (N)	System Load Capacity Axial (N)	Permissible Moment Mx (Nm)	Permissible Moment My (Nm)	Permissible Moment Mz (Nm)
SN35-130-110-290	9750	6825	47.2	148	211
SN35-130-190-370	9750	6825	47.2	148	211
SN35-130-270-450	9750	6825	47.2	148	211
SN35-130-350-530	9750	6825	47.2	148	211
SN35-130-430-610	9750	6825	47.2	148	211
SN35-130-510-690	9750	6825	47.2	148	211
SN35-130-590-770	9750	6825	47.2	148	211
SN35-130-670-850	9750	6825	47.2	148	211
SN35-130-750-930	9750	6825	47.2	148	211
SN35-130-830-1010	9750	6825	47.2	148	211
SN35-210-190-450	15750	11025	76.3	386	551
SN35-210-270-530	15750	11025	76.3	386	551
SN35-210-350-610	15750	11025	76.3	386	551
SN35-210-430-690	15750	11025	76.3	386	551
SN35-210-510-770	15750	11025	76.3	386	551
SN35-210-590-850	15750	11025	76.3	386	551

Designation	System Load Capacity Radial (N)	System Load Capacity Axial (N)	Permissible Moment Mx (Nm)	Permissible Moment My (Nm)	Permissible Moment Mz (Nm)
SN35-210-670-930	15750	11025	76.3	386	551
SN35-210-750-1010	15750	11025	76.3	386	551
SN35-210-910-1170	15750	11025	76.3	386	551
SN35-210-1070-1330	15750	11025	76.3	386	551
SN35-210-1230-1490	15750	11025	76.3	386	551
SN35-290-270-610	21750	15225	105.3	736	1051
SN35-290-350-690	21750	15225	105.3	736	1051
SN35-290-430-770	21750	15225	105.3	736	1051
SN35-290-510-850	21750	15225	105.3	736	1051
SN35-290-590-930	21750	15225	105.3	736	1051
SN35-290-670-1010	21750	15225	105.3	736	1051
SN35-290-830-1170	21750	15225	105.3	736	1051
SN35-290-990-1330	21750	15225	105.3	736	1051
SN35-290-1150-1490	21750	15225	105.3	736	1051
SN35-290-1310-1650	21750	15225	105.3	736	1051
SN35-370-350-770	27750	19425	134.4	1198	1711
SN35-370-430-850	27750	19425	134.4	1198	1711
SN35-370-510-930	27750	19425	134.4	1198	1711
SN35-370-590-1010	27750	19425	134.4	1198	1711
SN35-370-750-1170	27750	19425	134.4	1198	1711
SN35-370-910-1330	27750	19425	134.4	1198	1711
SN35-370-1070-1490	27750	19425	134.4	1198	1711
SN35-370-1230-1650	27750	19425	134.4	1198	1711
SN35-450-430-930	33750	23625	163.4	1772	2531
SN35-450-510-1010	33750	23625	163.4	1772	2531
SN35-450-670-1170	33750	23625	163.4	1772	2531
SN35-450-830-1330	33750	23625	163.4	1772	2531
SN35-450-990-1490	33750	23625	163.4	1772	2531
SN35-450-1150-1650	33750	23625	163.4	1772	2531
SN35-450-1310-1810	33750	23625	163.4	1772	2531
SN35-530-590-1170	39750	27825	192.5	2458	3511
SN35-530-750-1330	39750	27825	192.5	2458	3511
SN35-530-910-1490	39750	27825	192.5	2458	3511
SN35-530-1070-1650	39750	27825	192.5	2458	3511
SN35-530-1230-1810	39750	27825	192.5	2458	3511
SN35-610-670-1330	45750	32025	221.6	3256	4651
SN35-610-830-1490	45750	32025	221.6	3256	4651
SN35-610-990-1650	45750	32025	221.6	3256	4651
SN35-610-1150-1810	45750	32025	221.6	3256	4651
SN35-V2	Depends on config.	N/A	N/A	N/A	N/A
SN35-V3	Depends on config.	N/A	N/A	N/A	N/A

Dimensions

Version 1, with single slider



To ensure that all fixing holes of the rail are accessible, S must be $< L/2 - K$.
 To ensure proper smooth movement it is necessary that $H \leq 7S$.

Designation	L	H	A	B	S	Number of Fixing Holes	V	E	F
SN35-130-110-290	290	110	17	35	130	2	M6	2	M6
SN35-130-190-370	370	190	17	35	130	2	M6	2	M6
SN35-130-270-450	450	270	17	35	130	2	M6	2	M6
SN35-130-350-530	530	350	17	35	130	2	M6	2	M6
SN35-130-430-610	610	430	17	35	130	2	M6	2	M6
SN35-130-510-690	690	510	17	35	130	2	M6	2	M6
SN35-130-590-770	770	590	17	35	130	2	M6	2	M6
SN35-130-670-850	850	670	17	35	130	2	M6	2	M6
SN35-130-750-930	930	750	17	35	130	2	M6	2	M6
SN35-130-830-1010	1010	830	17	35	130	2	M6	2	M6
SN35-210-190-450	450	190	17	35	210	3	M6	2	M6
SN35-210-270-530	530	270	17	35	210	3	M6	2	M6
SN35-210-350-610	610	350	17	35	210	3	M6	2	M6
SN35-210-430-690	690	430	17	35	210	3	M6	2	M6
SN35-210-510-770	770	510	17	35	210	3	M6	2	M6
SN35-210-590-850	850	590	17	35	210	3	M6	2	M6
SN35-210-670-930	930	670	17	35	210	3	M6	2	M6
SN35-210-750-1010	1010	750	17	35	210	3	M6	2	M6
SN35-210-910-1170	1170	910	17	35	210	3	M6	2	M6
SN35-210-1070-1330	1330	1070	17	35	210	3	M6	2	M6
SN35-210-1230-1490	1490	1230	17	35	210	3	M6	2	M6
SN35-290-270-610	610	270	17	35	290	4	M6	2	M6
SN35-290-350-690	690	350	17	35	290	4	M6	2	M6
SN35-290-430-770	770	430	17	35	290	4	M6	2	M6
SN35-290-510-850	850	510	17	35	290	4	M6	2	M6
SN35-290-590-930	930	590	17	35	290	4	M6	2	M6
SN35-290-670-1010	1010	670	17	35	290	4	M6	2	M6
SN35-290-830-1170	1170	830	17	35	290	4	M6	2	M6
SN35-290-990-1330	1330	990	17	35	290	4	M6	2	M6
SN35-290-1150-1490	1490	1150	17	35	290	4	M6	2	M6

Designation	L	H	A	B	S	Number of Fixing Holes	V	E	F
SN35-290-1310-1650	1650	1310	17	35	290	4	M6	2	M6
SN35-370-350-770	770	350	17	35	370	5	M6	2	M6
SN35-370-430-850	850	430	17	35	370	5	M6	2	M6
SN35-370-510-930	930	510	17	35	370	5	M6	2	M6
SN35-370-590-1010	1010	590	17	35	370	5	M6	2	M6
SN35-370-750-1170	1170	750	17	35	370	5	M6	2	M6
SN35-370-910-1330	1330	910	17	35	370	5	M6	2	M6
SN35-370-1070-1490	1490	1070	17	35	370	5	M6	2	M6
SN35-370-1230-1650	1650	1230	17	35	370	5	M6	2	M6
SN35-450-430-930	930	430	17	35	450	6	M6	2	M6
SN35-450-510-1010	1010	510	17	35	450	6	M6	2	M6
SN35-450-670-1170	1170	670	17	35	450	6	M6	2	M6
SN35-450-830-1330	1330	830	17	35	450	6	M6	2	M6
SN35-450-990-1490	1490	990	17	35	450	6	M6	2	M6
SN35-450-1150-1650	1650	1150	17	35	450	6	M6	2	M6
SN35-450-1310-1810	1810	1310	17	35	450	6	M6	2	M6
SN35-530-590-1170	1170	590	17	35	530	7	M6	2	M6
SN35-530-750-1330	1330	750	17	35	530	7	M6	2	M6
SN35-530-910-1490	1490	910	17	35	530	7	M6	2	M6
SN35-530-1070-1650	1650	1070	17	35	530	7	M6	2	M6
SN35-530-1230-1810	1810	1230	17	35	530	7	M6	2	M6
SN35-610-670-1330	1330	670	17	35	610	8	M6	2	M6
SN35-610-830-1490	1490	830	17	35	610	8	M6	2	M6
SN35-610-990-1650	1650	990	17	35	610	8	M6	2	M6
SN35-610-1150-1810	1810	1150	17	35	610	8	M6	2	M6
SN35-V2	Depends on config.	N/A	17	35	N/A	N/A	M6	2	M6
SN35-V3	Depends on config.	N/A	17	35	N/A	N/A	M6	2	M6

Designation	G	I	J	K	T	U
SN35-130-110-290	10	16	15.8	50	25	80
SN35-130-190-370	10	16	15.8	50	25	80
SN35-130-270-450	10	16	15.8	50	25	80
SN35-130-350-530	10	16	15.8	50	25	80
SN35-130-430-610	10	16	15.8	50	25	80
SN35-130-510-690	10	16	15.8	50	25	80
SN35-130-590-770	10	16	15.8	50	25	80
SN35-130-670-850	10	16	15.8	50	25	80
SN35-130-750-930	10	16	15.8	50	25	80
SN35-130-830-1010	10	16	15.8	50	25	80
SN35-210-190-450	10	16	15.8	50	25	80
SN35-210-270-530	10	16	15.8	50	25	80
SN35-210-350-610	10	16	15.8	50	25	80
SN35-210-430-690	10	16	15.8	50	25	80
SN35-210-510-770	10	16	15.8	50	25	80
SN35-210-590-850	10	16	15.8	50	25	80

Designation	G	I	J	K	T	U
SN35-210-670-930	10	16	15.8	50	25	80
SN35-210-750-1010	10	16	15.8	50	25	80
SN35-210-910-1170	10	16	15.8	50	25	80
SN35-210-1070-1330	10	16	15.8	50	25	80
SN35-210-1230-1490	10	16	15.8	50	25	80
SN35-290-270-610	10	16	15.8	50	25	80
SN35-290-350-690	10	16	15.8	50	25	80
SN35-290-430-770	10	16	15.8	50	25	80
SN35-290-510-850	10	16	15.8	50	25	80
SN35-290-590-930	10	16	15.8	50	25	80
SN35-290-670-1010	10	16	15.8	50	25	80
SN35-290-830-1170	10	16	15.8	50	25	80
SN35-290-990-1330	10	16	15.8	50	25	80
SN35-290-1150-1490	10	16	15.8	50	25	80
SN35-290-1310-1650	10	16	15.8	50	25	80
SN35-370-350-770	10	16	15.8	50	25	80
SN35-370-430-850	10	16	15.8	50	25	80
SN35-370-510-930	10	16	15.8	50	25	80
SN35-370-590-1010	10	16	15.8	50	25	80
SN35-370-750-1170	10	16	15.8	50	25	80
SN35-370-910-1330	10	16	15.8	50	25	80
SN35-370-1070-1490	10	16	15.8	50	25	80
SN35-370-1230-1650	10	16	15.8	50	25	80
SN35-450-430-930	10	16	15.8	50	25	80
SN35-450-510-1010	10	16	15.8	50	25	80
SN35-450-670-1170	10	16	15.8	50	25	80
SN35-450-830-1330	10	16	15.8	50	25	80
SN35-450-990-1490	10	16	15.8	50	25	80
SN35-450-1150-1650	10	16	15.8	50	25	80
SN35-450-1310-1810	10	16	15.8	50	25	80
SN35-530-590-1170	10	16	15.8	50	25	80
SN35-530-750-1330	10	16	15.8	50	25	80
SN35-530-910-1490	10	16	15.8	50	25	80
SN35-530-1070-1650	10	16	15.8	50	25	80
SN35-530-1230-1810	10	16	15.8	50	25	80
SN35-610-670-1330	10	16	15.8	50	25	80
SN35-610-830-1490	10	16	15.8	50	25	80
SN35-610-990-1650	10	16	15.8	50	25	80
SN35-610-1150-1810	10	16	15.8	50	25	80
SN35-V2	10	16	15.8	50	25	80
SN35-V3	10	16	15.8	50	25	80