

SN 63

Variants below are standard configurations. Other configurations and customer-specific adaptations are available upon request. Please contact us for more information.

Fixing holes (C) for socket cap screws according to DIN 7984. Alternative fixing with Torx® screws in special design with low head (on request).

Easyslide is available in three different versions:

Version 1 - SINGLE SLIDER

This linear bearing consists of a guide rail and a slider that runs within the ball cage in the guide rail. High load capacities, compact cross-sections and simple and easy mounting characterize the complete series.

Below we list only the standard lengths and strokes of Version 1. Special strokes and lengths on request.

Version 2 - MULTIPLE INDEPENDENT SLIDERS

Variant with several sliders, which each runs in its own ball cage, independent of each other in the guide rail. Can be configured and used in an almost infinite variety of ways. The most common is to make a symmetrical configuration. Contact Rollco for further advice.

Version 3 - MULTIPLE SYNCHRONIZED SLIDERS


Several sliders run in a common ball cage within the guide rails. The division of the inner slider in two parts have a positive influence on load capacity and running behavior under high M_z and M_y loads.

Contact Rollco for detailed advice and calculations.

Dimensions in mm.

Weight: Rail 6.1 kg/m, slider 6,9 kg/m





Version 1 - SINGLE SLIDER

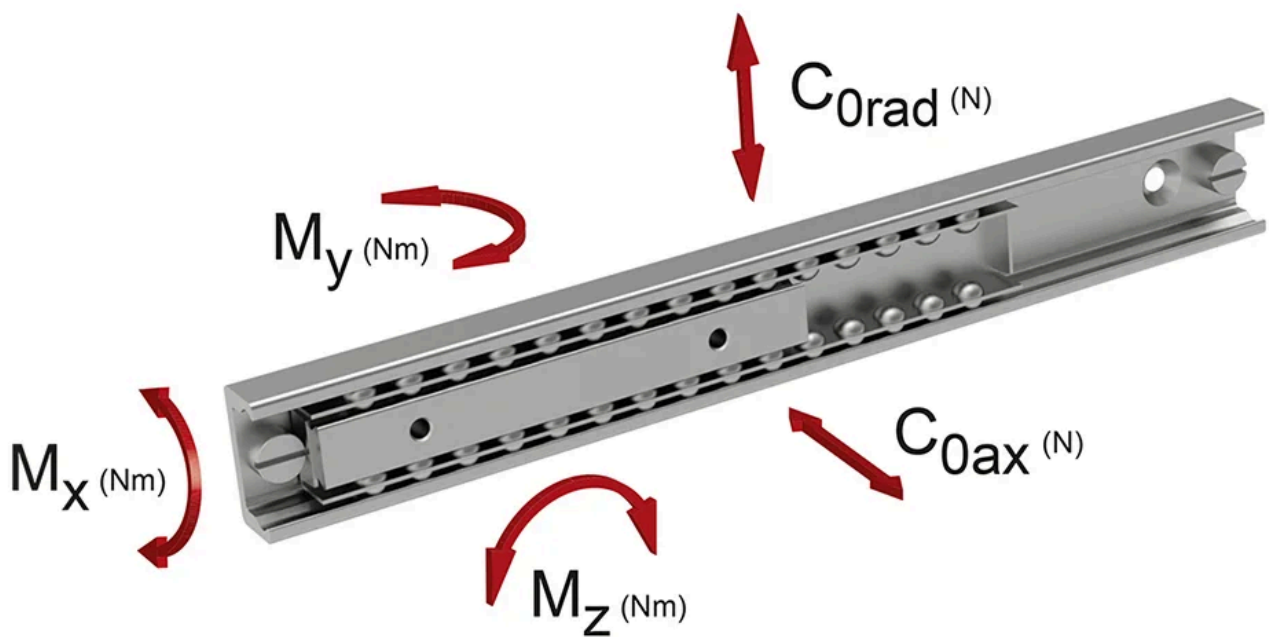


Version 2 - MULTIPLE INDEPENDENT SLIDERS



Version 3 - MULTIPLE SYNCHRONIZED SLIDERS

General Data

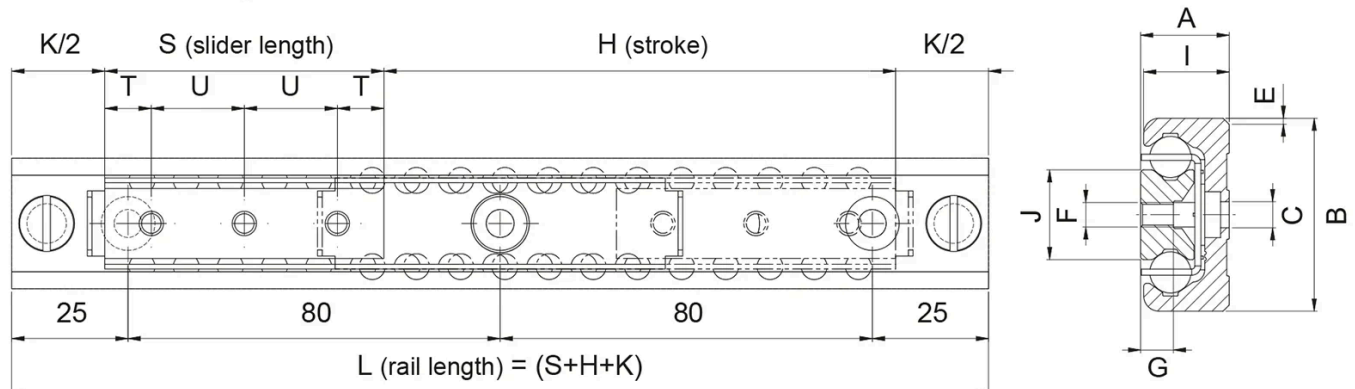


Designation	System Load Capacity Radial (N)	System Load Capacity Axial (N)	Permissible Moment Mx (Nm)	Permissible Moment My (Nm)	Permissible Moment Mz (Nm)
SN63-130-400-610	26000	18200	238	394	563
SN63-130-480-690	26000	18200	238	394	563
SN63-130-560-770	26000	18200	238	394	563
SN63-130-640-850	26000	18200	238	394	563
SN63-130-720-930	26000	18200	238	394	563
SN63-130-800-1010	26000	18200	238	394	563
SN63-210-320-610	42000	29400	385.8	1029	1470
SN63-210-400-690	42000	29400	385.8	1029	1470
SN63-210-480-770	42000	29400	385.8	1029	1470
SN63-210-560-850	42000	29400	385.8	1029	1470
SN63-210-640-930	42000	29400	385.8	1029	1470
SN63-210-720-1010	42000	29400	385.8	1029	1470
SN63-210-880-1170	42000	29400	385.8	1029	1470
SN63-210-1040-1330	42000	29400	385.8	1029	1470
SN63-210-1200-1490	42000	29400	385.8	1029	1470
SN63-210-1360-1650	42000	29400	385.8	1029	1470

Designation	System Load Capacity Radial (N)	System Load Capacity Axial (N)	Permissible Moment Mx (Nm)	Permissible Moment My (Nm)	Permissible Moment Mz (Nm)
SN63-290-240-610	58000	40600	532.8	1962	2803
SN63-290-320-690	58000	40600	532.8	1962	2803
SN63-290-400-770	58000	40600	532.8	1962	2803
SN63-290-480-850	58000	40600	532.8	1962	2803
SN63-290-560-930	58000	40600	532.8	1962	2803
SN63-290-640-1010	58000	40600	532.8	1962	2803
SN63-290-800-1170	58000	40600	532.8	1962	2803
SN63-290-960-1330	58000	40600	532.8	1962	2803
SN63-290-1120-1490	58000	40600	532.8	1962	2803
SN63-290-1280-1650	58000	40600	532.8	1962	2803
SN63-370-320-770	74000	51800	679.8	3194	4563
SN63-370-400-850	74000	51800	679.8	3194	4563
SN63-370-480-930	74000	51800	679.8	3194	4563
SN63-370-560-1010	74000	51800	679.8	3194	4563
SN63-370-720-1170	74000	51800	679.8	3194	4563
SN63-370-880-1330	74000	51800	679.8	3194	4563
SN63-370-1040-1490	74000	51800	679.8	3194	4563
SN63-370-1200-1650	74000	51800	679.8	3194	4563
SN63-370-1360-1810	74000	51800	679.8	3194	4563
SN63-450-400-930	90000	63000	826.7	4725	6750
SN63-450-480-1010	90000	63000	826.7	4725	6750
SN63-450-640-1170	90000	63000	826.7	4725	6750
SN63-450-800-1330	90000	63000	826.7	4725	6750
SN63-450-960-1490	90000	63000	826.7	4725	6750
SN63-450-1120-1650	90000	63000	826.7	4725	6750
SN63-450-1280-1810	90000	63000	826.7	4725	6750
SN63-450-560-1170	90000	63000	826.7	4725	6750
SN63-530-560-1170	106000	74200	973.7	6554	9363
SN63-530-720-1330	106000	74200	973.7	6554	9363
SN63-530-880-1490	106000	74200	973.7	6554	9363
SN63-530-1040-1650	106000	74200	973.7	6554	9363
SN63-530-1200-1810	106000	74200	973.7	6554	9363
SN63-530-1360-1970	106000	74200	973.7	6554	9363
SN63-610-640-1330	122000	85400	1120.7	8682	12403
SN63-610-800-1490	122000	85400	1120.7	8682	12403
SN63-610-960-1650	122000	85400	1120.7	8682	12403
SN63-610-1120-1810	122000	85400	1120.7	8682	12403
SN63-610-1280-1970	122000	85400	1120.7	8682	12403
SN63-V2	Depends on config.	N/A	N/A	N/A	N/A
SN63-V3	Depends on config.	N/A	N/A	N/A	N/A

Dimensions

Version 1, with single slider



To ensure that all fixing holes of the rail are accessible, S must be $< L/2 - K$.
To ensure proper smooth movement it is necessary that $H \leq 7S$.

Designation	L	H	A	B	S	Number of Fixing Holes	C	E	F
SN63-130-400-610	610	400	29	63	130	2	M8	2x45	M8
SN63-130-480-690	690	480	29	63	130	2	M8	2x45	M8
SN63-130-560-770	770	560	29	63	130	2	M8	2x45	M8
SN63-130-640-850	850	640	29	63	130	2	M8	2x45	M8
SN63-130-720-930	930	720	29	63	130	2	M8	2x45	M8
SN63-130-800-1010	1010	800	29	63	130	2	M8	2x45	M8
SN63-210-320-610	610	320	29	63	210	3	M8	2x45	M8
SN63-210-400-690	690	400	29	63	210	3	M8	2x45	M8
SN63-210-480-770	770	480	29	63	210	3	M8	2x45	M8
SN63-210-560-850	850	560	29	63	210	3	M8	2x45	M8
SN63-210-640-930	930	640	29	63	210	3	M8	2x45	M8
SN63-210-720-1010	1010	720	29	63	210	3	M8	2x45	M8
SN63-210-880-1170	1170	880	29	63	210	3	M8	2x45	M8
SN63-210-1040-1330	1330	1040	29	63	210	3	M8	2x45	M8
SN63-210-1200-1490	1490	1200	29	63	210	3	M8	2x45	M8
SN63-210-1360-1650	1650	1360	29	63	210	3	M8	2x45	M8
SN63-290-240-610	610	240	29	63	290	4	M8	2x45	M8
SN63-290-320-690	690	320	29	63	290	4	M8	2x45	M8
SN63-290-400-770	770	400	29	63	290	4	M8	2x45	M8
SN63-290-480-850	850	480	29	63	290	4	M8	2x45	M8
SN63-290-560-930	930	560	29	63	290	4	M8	2x45	M8
SN63-290-640-1010	1010	640	29	63	290	4	M8	2x45	M8
SN63-290-800-1170	1170	800	29	63	290	4	M8	2x45	M8
SN63-290-960-1330	1330	960	29	63	290	4	M8	2x45	M8
SN63-290-1120-1490	1490	1120	29	63	290	4	M8	2x45	M8
SN63-290-1280-1650	1650	1280	29	63	290	4	M8	2x45	M8
SN63-370-320-770	770	320	29	63	370	5	M8	2x45	M8
SN63-370-400-850	850	400	29	63	370	5	M8	2x45	M8
SN63-370-480-930	930	480	29	63	370	5	M8	2x45	M8
SN63-370-560-1010	1010	560	29	63	370	5	M8	2x45	M8

Designation	L	H	A	B	S	Number of Fixing Holes	C	E	F
SN63-370-720-1170	1170	720	29	63	370	5	M8	2x45	M8
SN63-370-880-1330	1330	880	29	63	370	5	M8	2x45	M8
SN63-370-1040-1490	1490	1040	29	63	370	5	M8	2x45	M8
SN63-370-1200-1650	1650	1200	29	63	370	5	M8	2x45	M8
SN63-370-1360-1810	1810	1360	29	63	370	5	M8	2x45	M8
SN63-450-400-930	930	400	29	63	450	6	M8	2x45	M8
SN63-450-480-1010	1010	480	29	63	450	6	M8	2x45	M8
SN63-450-640-1170	1170	640	29	63	450	6	M8	2x45	M8
SN63-450-800-1330	1330	800	29	63	450	6	M8	2x45	M8
SN63-450-960-1490	1490	960	29	63	450	6	M8	2x45	M8
SN63-450-1120-1650	1650	1120	29	63	450	6	M8	2x45	M8
SN63-450-1280-1810	1810	1280	29	63	450	6	M8	2x45	M8
SN63-450-560-1170	1170	560	29	63	450	6	M8	2x45	M8
SN63-530-560-1170	1170	560	29	63	530	7	M8	2x45	M8
SN63-530-720-1330	1330	720	29	63	530	7	M8	2x45	M8
SN63-530-880-1490	1490	880	29	63	530	7	M8	2x45	M8
SN63-530-1040-1650	1650	1040	29	63	530	7	M8	2x45	M8
SN63-530-1200-1810	1810	1200	29	63	530	7	M8	2x45	M8
SN63-530-1360-1970	1970	1360	29	63	530	7	M8	2x45	M8
SN63-610-640-1330	1330	640	29	63	610	8	M8	2x45	M8
SN63-610-800-1490	1490	800	29	63	610	8	M8	2x45	M8
SN63-610-960-1650	1650	960	29	63	610	8	M8	2x45	M8
SN63-610-1120-1810	1810	1120	29	63	610	8	M8	2x45	M8
SN63-610-1280-1970	1970	1280	29	63	610	8	M8	2x45	M8
SN63-V2	Depends on config.	N/A	29	63	N/A	N/A	M8	2x45	M8
SN63-V3	Depends on config.	N/A	29	63	N/A	N/A	M8	2x45	M8

Designation	G	I	J	K	T	U
SN63-130-400-610	10.5	28	29.3	80	25	80
SN63-130-480-690	10.5	28	29.3	80	25	80
SN63-130-560-770	10.5	28	29.3	80	25	80
SN63-130-640-850	10.5	28	29.3	80	25	80
SN63-130-720-930	10.5	28	29.3	80	25	80
SN63-130-800-1010	10.5	28	29.3	80	25	80
SN63-210-320-610	10.5	28	29.3	80	25	80
SN63-210-400-690	10.5	28	29.3	80	25	80
SN63-210-480-770	10.5	28	29.3	80	25	80
SN63-210-560-850	10.5	28	29.3	80	25	80
SN63-210-640-930	10.5	28	29.3	80	25	80
SN63-210-720-1010	10.5	28	29.3	80	25	80
SN63-210-880-1170	10.5	28	29.3	80	25	80
SN63-210-1040-1330	10.5	28	29.3	80	25	80
SN63-210-1200-1490	10.5	28	29.3	80	25	80
SN63-210-1360-1650	10.5	28	29.3	80	25	80
SN63-290-240-610	10.5	28	29.3	80	25	80

Designation	G	I	J	K	T	U
SN63-290-320-690	10.5	28	29.3	80	25	80
SN63-290-400-770	10.5	28	29.3	80	25	80
SN63-290-480-850	10.5	28	29.3	80	25	80
SN63-290-560-930	10.5	28	29.3	80	25	80
SN63-290-640-1010	10.5	28	29.3	80	25	80
SN63-290-800-1170	10.5	28	29.3	80	25	80
SN63-290-960-1330	10.5	28	29.3	80	25	80
SN63-290-1120-1490	10.5	28	29.3	80	25	80
SN63-290-1280-1650	10.5	28	29.3	80	25	80
SN63-370-320-770	10.5	28	29.3	80	25	80
SN63-370-400-850	10.5	28	29.3	80	25	80
SN63-370-480-930	10.5	28	29.3	80	25	80
SN63-370-560-1010	10.5	28	29.3	80	25	80
SN63-370-720-1170	10.5	28	29.3	80	25	80
SN63-370-880-1330	10.5	28	29.3	80	25	80
SN63-370-1040-1490	10.5	28	29.3	80	25	80
SN63-370-1200-1650	10.5	28	29.3	80	25	80
SN63-370-1360-1810	10.5	28	29.3	80	25	80
SN63-450-400-930	10.5	28	29.3	80	25	80
SN63-450-480-1010	10.5	28	29.3	80	25	80
SN63-450-640-1170	10.5	28	29.3	80	25	80
SN63-450-800-1330	10.5	28	29.3	80	25	80
SN63-450-960-1490	10.5	28	29.3	80	25	80
SN63-450-1120-1650	10.5	28	29.3	80	25	80
SN63-450-1280-1810	10.5	28	29.3	80	25	80
SN63-450-560-1170	10.5	28	29.3	80	25	80
SN63-530-560-1170	10.5	28	29.3	80	25	80
SN63-530-720-1330	10.5	28	29.3	80	25	80
SN63-530-880-1490	10.5	28	29.3	80	25	80
SN63-530-1040-1650	10.5	28	29.3	80	25	80
SN63-530-1200-1810	10.5	28	29.3	80	25	80
SN63-530-1360-1970	10.5	28	29.3	80	25	80
SN63-610-640-1330	10.5	28	29.3	80	25	80
SN63-610-800-1490	10.5	28	29.3	80	25	80
SN63-610-960-1650	10.5	28	29.3	80	25	80
SN63-610-1120-1810	10.5	28	29.3	80	25	80
SN63-610-1280-1970	10.5	28	29.3	80	25	80
SN63-V2	10.5	28	29.3	80	25	80
SN63-V3	10.5	28	29.3	80	25	80