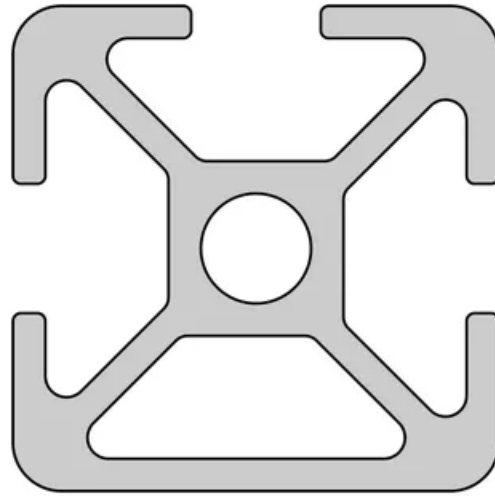

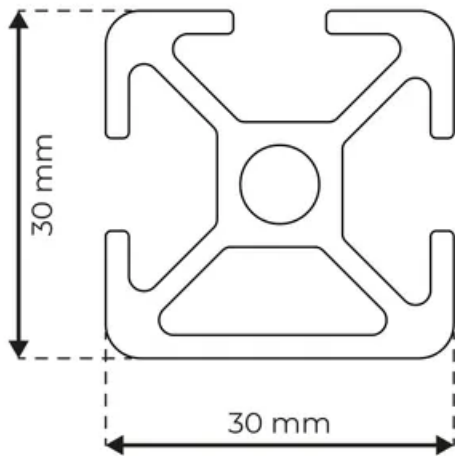


## Profile 8 30x30 Light 1N

**System:** 30 - Slot 8  
**Dimensions:** 30x30  
**Length (mm):** 6000  
**Material Quality:** Light  
**Profile Type:** Closed





## General Data

Designation	System	Ix (cm <sup>4</sup> )	Iy (cm <sup>4</sup> )	Wx (cm <sup>3</sup> )	Wy (cm <sup>3</sup> )
RP2040	30 - Slot 8	3.44	3.14	2.19	2.09

Designation	A (cm <sup>2</sup> )	Mass (kg/m)
RP2040	3.48	0.94