

Plastic Double Hinge

On-site mount: by M6 × 16 countersunk screw and M6 slot 8 slot nut.


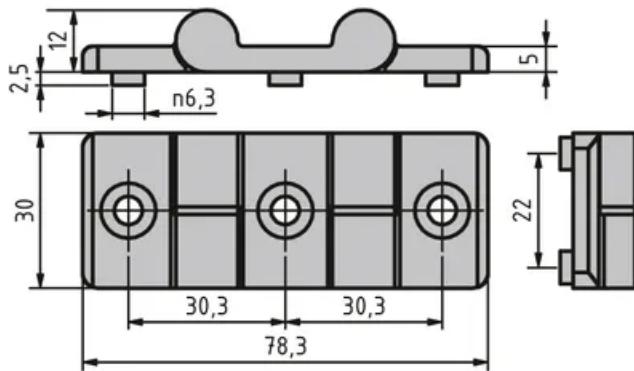
Material: Wing: Plastic (PA), fibreglass-reinforced

Pin: Stainless steel

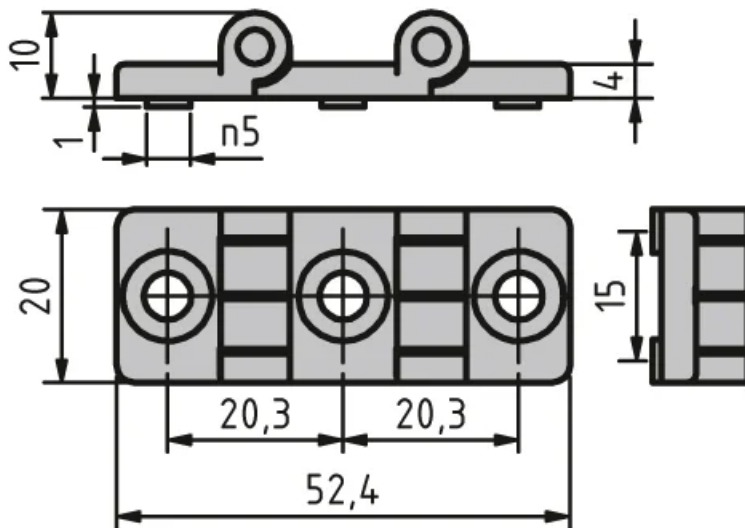
System: 30 - Slot 6; 20 - Slot 5

Type: Hinges





General Data



Designation	Description	System
PZ4085	Plastic double hinge	20 - Slot 5
PZ3110	Plastic double hinge	30 - Slot 6