

HRC FN

Flanged type block with and without ball chain. HRC55FN is without ball chain.

For high load applications or any application where severe chock-loads may occur, the standard version offers better safety margins by its higher static limit (C0). For light to medium loads where a very long lifetime is required, the ball-cage will show superior life span and reliability.

Please note that ball chain versions must never be used for linear speeds exceeding 3 m/s!

Size 15 delivered with straight standard nipple.
Size 20 – 55 delivered with angled standard nipple.

Lubrications injections ports on the block:

N1: Front of the block. All blocks are delivered with front mounted standard grease nipple.


N2: Side of the block. The side lubrication injection port is sealed on delivery to prevent leakage of lubrication.

N3: Top of the block with an O-ring seal. The top lubrication injection port is sealed on delivery to prevent leakage of lubrication.

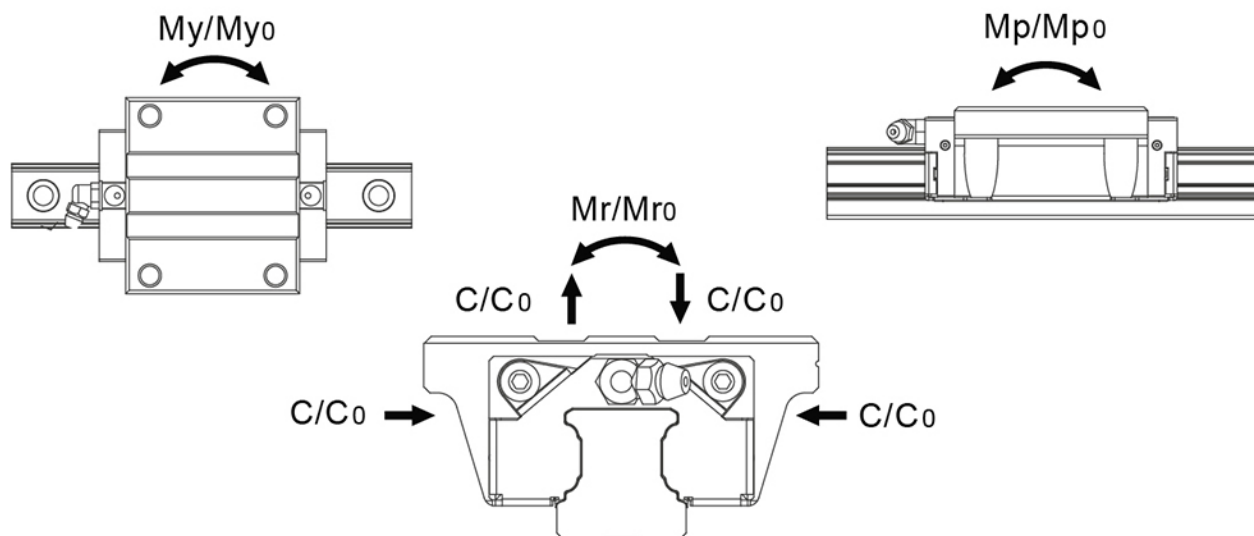
Dimensions in mm.

Lead times in the table below are only indications. Choice of preload, accuracy class and other options will affect lead time. Please contact us for exact delivery time for your request.

For more information about calculation of life, load rating and static moment see Technical information.



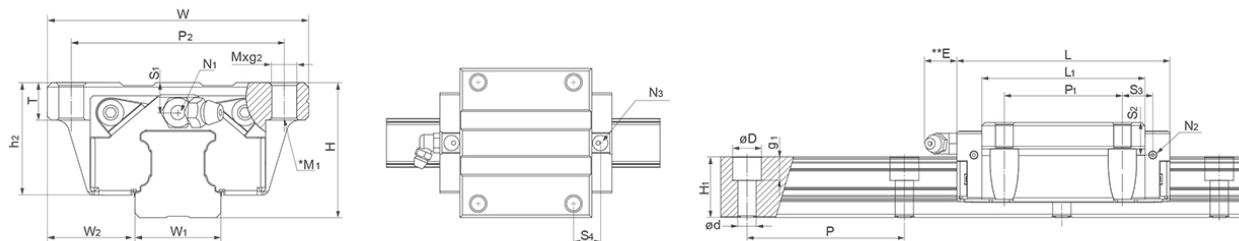
General Data



Designation	Remark	Dynamic Load Capacity C (N)	Static Load Capacity C ₀ (N)	Static Moment M _{p0} (Nm)	Static Moment M _{r0} (Nm)
HRC15FN	-	9900	17500	105	140
HRC20FN	-	17100	30000	230	325
HRC25FN	-	24800	42500	385	540
HRC30FN	-	32800	53700	565	845
HRC35FN	-	45900	82900	1080	1700
HRC45FN	-	71300	122100	1910	3200
HRC55FN	No ball chain	128000	186000	3278	4949

Designation	Static Moment M _{y0} (Nm)	Dynamic Moment M _r (Nm)	Dynamic Moment M _p (Nm)	Dynamic Moment M _y (Nm)	Weight Block (g)
HRC15FN	105	79	59	59	200
HRC20FN	230	185	131	131	318
HRC25FN	385	315	225	225	578
HRC30FN	565	516	345	345	896
HRC35FN	1080	941	598	598	1430
HRC45FN	1910	1869	1115	1115	2794
HRC55FN	3278	3406	2256	2256	5440

Dimensions



*M1: Bolt size for bottom mounting type of block
 **E: Size 15 delivered with straight standard nipple.
 Size 20 – 55 delivered with angled standard nipple.

Designation	L	H	W	L1	H1	h2	W1	W2	S1
HRC15FN	55.5	24	47	40.3	15	20.7	15	16	8.5
HRC20FN	69	30	63	52	20	25	20	21.5	6
HRC25FN	81.2	36	70	62.2	23	30	23	23.5	12
HRC30FN	95.5	42	90	71.5	27	35.2	28	31	10.5
HRC35FN	111.2	48	100	86.2	32	40.4	34	33	15
HRC45FN	135.5	60	120	102.5	39	50.7	45	37.5	21.1
HRC55FN	168.5	70	140	126.5	45.7	58	53	43.5	13.5

Designation	S2	S3	S4	E	T	N1	N2	N3	M x g2	M1
HRC15FN	11.5	9.8	10.9	5.3	7	M3x6.5	M3x6	P3	M5x7	M4
HRC20FN	9.4	11	11.7	10	10	M3x7.5	M3x5.5	P4	M6x10	M5
HRC25FN	16.3	16.6	17.6	12	12	M6x7.5	M3x6.5	P4	M8x12	M6
HRC30FN	15	20.8	20.5	12	16	M6x8.5	M6x5	P5	M10x15	M8
HRC35FN	22	23.4	24.1	12	16	M6x10	M6x7	P5	M10x15	M8
HRC45FN	28.1	27.3	27.3	14	19	PTI/8x12.5	M6x10.5	P5	M12x18	M10
HRC55FN	23.5	24.8	23.8	12	18	M6x10	M6x13	P5	M14x18	M12

Designation	D x d x g1	P1	P2	Hole Pitch (P)
HRC15FN	7.5 x 4.5 x 5.3	30	38	60
HRC20FN	9.5 x 6 x 8.5	40	53	60
HRC25FN	11 x 7 x 9	45	57	60
HRC30FN	14 x 9 x 12	52	72	80
HRC35FN	14 x 9 x 12	62	82	80
HRC45FN	20 x 14 x 17	80	100	105
HRC55FN	24 x 16 x 20	95	116	120