

## Hand wheel with locking device and position indicator- WIL

Locking device and mechanical position indicators are available for all sizes. We recommend locking device for all hand driven units with ball screw to avoid back driving. Locking device is always included if position indicator is selected (option WIL).

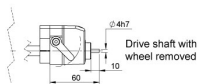
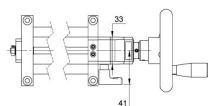
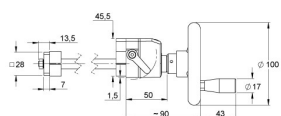
The position indicator have 4 digits where the tree black-background digits represent position in millimeter and the red-background digit 1/10 of a millimeter. The value increase as the moving part moves away from the drive end (at CCW rotation of the hand-wheel). For left+right units, the value of the counter increase as the two moving parts moves apart. The zero of the counter is set at delivery to be at mechanical end stop but can easily be adjusted to arbitrary position by releasing a single setscrew and turn the indicator hollow shaft in relation to the drive screw.



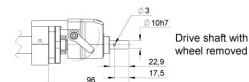
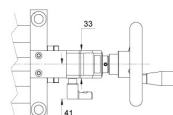
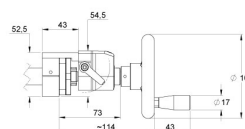
Dimensions in mm.

## General Data

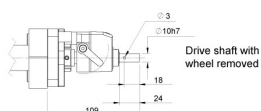
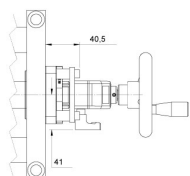
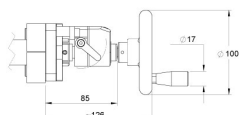
QME 12 - WIL



QME 20 - WIL



QME 30 - WIL



Designation	Compatible with
QME12-WIL	QME12
QME20-WIL	QME20
QME30-WIL	QME30