

Raydent treatment

The rails and blocks can be supplied with the surface treatment Raydent. The treatment gives a corrosion resistant and patented black surface. Balls of stainless steel are available as option. Please contact Rollco for more information.




High temperature design

HT end-plate

If working temperature is more than 80°C, Rollco can supply the high temperature end-plate which is made of aluminum. Recommended working temperature : -20 ~ 180°C.

For high temperature applications we can replace all plastic components with steel or aluminum. Please contact us for more information.




Stainless ST Dustproof Tape

Stainless steel ST dustproof tape improves rail face sealing and works in conjunction with guide block seals. Conventional plastic plugs do not offer the same improved sealing performance.

Installation of ST tape:

1. After assembling a rail to the bed, clean the surface of the rail and remove any oil.
2. Attach the ST tape slowly over the rail length to within 2 or 3 mm from each end of the rail.
3. After attachment to the rail, apply pressure with dry cloth 3 or 4 times along the length of the rail to release encapsulated epoxy. Tape should be applied 4 to 6 hours prior to use to allow initial bonding.

Note: It is strongly recommended to wear safety gloves, the edge of this tape is sharp and can cut as you attach it to the rail.

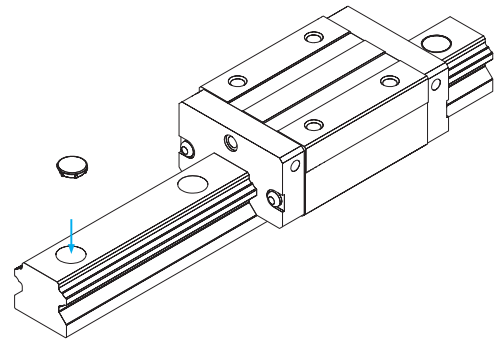


Hole cap

Contaminants invade into the bolt holes of the rail and pollute the inside of the bearing. You can use hole caps made from hardened rubber to fill the holes. Hole caps are provided with the rails.

Hole cap mounting method:

4. Bolt the rail on the plate.
5. Put the hole cap on the rail mounting hole and place a larger plate on the cap. Then tap it with a hammer.
6. Check the hole cap to make sure it is properly seated.

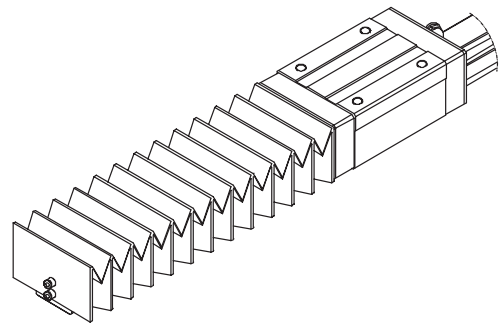


Bellows

For the best protection of the linear rail system, bellows can be used.

Reference: SBI type: SH-DA

Please contact Rollco for more information.



High dust-proof and self-lubricant container

For protecting the linear rail system from fine foreign matter and where the grease feeding is not easy, high dust-proof seal (DF) and self-lubricant container (MF) are available as options. See our website or contact us for further information.

MF Container Lifetime Test

Performance test

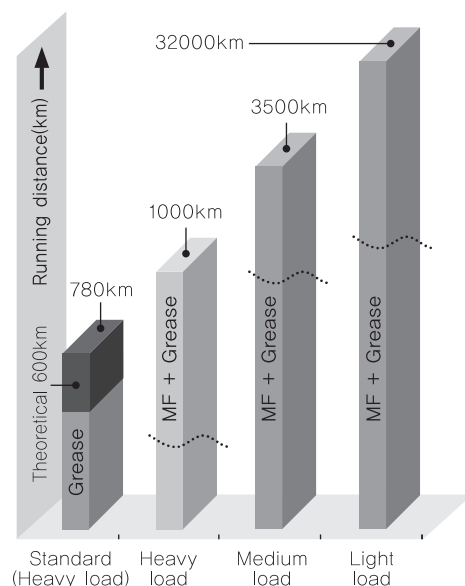
SBG20SL-1-K1-1500

Condition	Heavy	Medium	Light
Load	4900 N	2500 N	1000 N
Velocity	20 m/min	20 m/min	20 m/min
Theoretical lifetime	600 km	1500 km	-

Grease feeding:

The MF container may be re-charged by adding grease to hole inside of block with a syringe.

Caution: If MF container is required to use in special working conditions like clean room, please contact Rollco.



Selection of RCS Clamping Element

Because of the height difference of different rail guide blocks and to ensure the proper function of the RCS Clamping Element, the use of adapter plates is sometimes needed.

Rail type	Clamping element	Adapter plate
SBI15FL	RCS15	-
SBI15SL	RCS15	RCP 15-4
SBI15HL	RCS15	-
SBI15FV	RCS15	-
SBI15SV	RCS15	-
SBI20FL	RCS20	RCP 20-2
SBI20SL	RCS20	RCP 20-2
SBI20FLL	RCS20	RCP 20-2
SBI20SLL	RCS20	RCP 20-2
SBI20CL	RCS20	-
SBI20CLL	RCS20	-
SBI20FV	RCS20	-
SBI20SV	RCS20	-
SBI25FL	RCS25	-
SBI25SL	RCS25	RCP 25-4
SBI25FLL	RCS25	-
SBI25SLL	RCS25	RCP 25-4
SBI25HL	RCS25	-
SBI25HLL	RCS25	-
SBI30FL	RCS30	-
SBI30SL	RCS30	RCP 30-3
SBI30FLL	RCS30	-
SBI30SLL	RCS30	RCP 30-3
SBI30HL	RCS30	-
SBI30HLL	RCS30	-
SBI35FL	RCS35	-
SBI35SL	RCS35	RCP 35-7
SBI35FLL	RCS35	-
SBI35SLL	RCS35	RCP 35-7
SBI35HL	RCS35	-
SBI35HLL	RCS35	-

For other types - please contact Rollco.